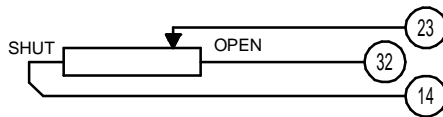
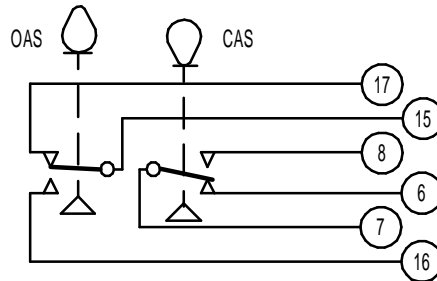
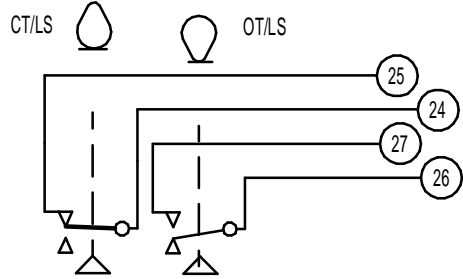



CIRCUIT IS DRAWN FOR A VALVE IN THE FULLY CLOSED POSITION

CIRCUIT IS DRAWN FOR A VALVE IN THE FULLY CLOSED POSITION



Circuit Diagram No - Issue No

**5S02Q00A - 1**

THERMOSTAT

3 PHASE SUPPLY

OT/LS - OPEN TORQUE/LIMIT SWITCH.  
 CT/LS - CLOSE TORQUE/LIMIT SWITCH.  
 OAS - OPEN AUXILIARY SWITCH.  
 CAS - CLOSE AUXILIARY SWITCH.

WIRES ARE IDENTIFIED AT EACH END BY  
 TERMINAL NUMBER OR NUMBER SHOWN.  
 ALLOW MINIMUM 2 SECOND DELAY  
 WHEN CONTROL SIGNALS ARE REVERSED  
 TO ENSURE MOTOR REVERSAL.

**WARNING**

IT IS ESSENTIAL THAT REMOTE  
 CONTROL CIRCUITS ARE DESIGNED  
 SO THAT AN OPEN AND A CLOSE  
 SIGNAL CAN NEVER BE APPLIED  
 SIMULTANEOUSLY.

Iss	Date	Chkd	Revision Details
01	180118	JS	FIRST PRODUCTION ISSUE

**www.rotork.com**

ROTORK CONTROLS (INDIA) PRIVATE LTD  
 28B, AMBATTUR INDUSTRIAL ESTATE (NORTH),  
 AMBATTUR, CHENNAI - 600 098 INDIA.  
 Tel:044-39555600

Q - 3 PHASE STANDARD + POT	
Drawn by: K.S Date : 020490 Base WD: 2S00Q00 Job No : --- MI No : ..	Circuit Diagram No <b>5S02Q00A</b> Issue No <b>1</b>