

Document Title: **STANDARD IQ/IQT REMOTE CONTROL CIRCUITRY (120VAC)**

THE INFRA RED SETTING TOOL ENABLES ALL CONFIGURABLE ACTUATOR SETTINGS TO BE MADE.

BEFORE PUTTING THE ACTUATOR INTO SERVICE, IT MUST BE INSTALLED AND COMMISSIONED IN ACCORDANCE WITH PUBLICATION E170E (IQ) or E175E (IQT) INSTALLATION AND MAINTENANCE INSTRUCTIONS.
UNLESS SPECIFIED WITH ORDER, THE ACTUATOR IS DESPATCHED WITH DEFAULT SETTINGS AS LISTED IN PUBLICATION E170E (IQ) or E175E (IQT).

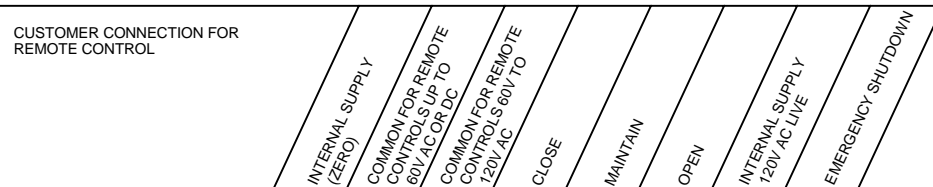
FOR IQ/IQT CONTROL AND MONITORING FACILITIES, REFER TO PUBLICATION E120E.

NOTE:
ACTUATOR REMOTE CONTROL SIGNALS MAY BE INTERNALLY OR EXTERNALLY SUPPLIED.

INTERNALLY SUPPLIED:
FIT LINK '#' AS SHOWN AND CONNECT REMOTE CONTROL CONTACTS TO INTERNAL SUPPLY ON TERMINAL 5.

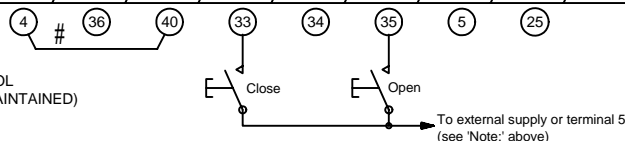
EXTERNALLY SUPPLIED:
CONNECT CONTROL CONTACTS TO EXTERNAL SUPPLY LIVE/+VE.
CONNECT SUPPLY ZERO/-VE AS FOLLOWS:-
TO TERMINAL 36 & 31 FOR SUPPLIES UP TO 60VAC or DC
TO TERMINAL 40 & 32 FOR SUPPLIES UP TO 120VAC

FOR CONTROL FORMS D & E, LINK '#' MUST BE FITTED.
CONNECT ZERO/-VE AS INDICATED ABOVE.



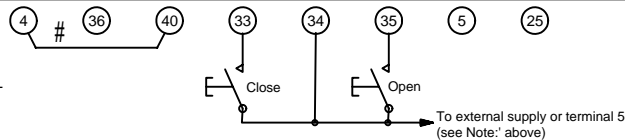
FORM A

OPEN/CLOSE PUSH TO RUN CONTROL
(LOCAL CONTROL REMAINS SELF MAINTAINED)



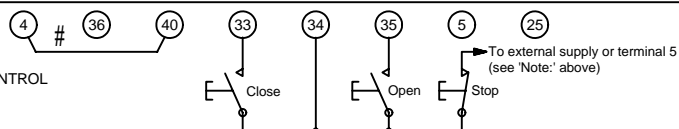
FORM B

OPEN/CLOSE MAINTAINED CONTROL
WITH MID TRAVEL REVERSAL



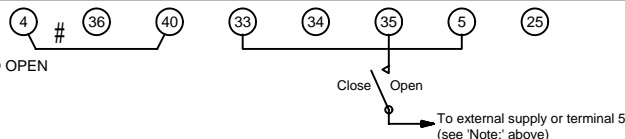
FORM C

OPEN/STOP/CLOSE MAINTAINED CONTROL



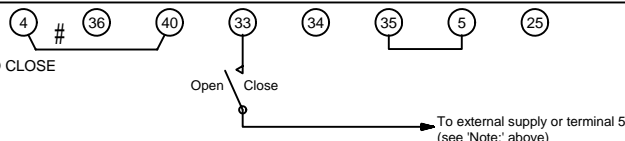
FORM D

TWO WIRE CONTROL, ENERGISE TO OPEN
DE-ENERGISE TO CLOSE.
(CONFIGURE FOR OPEN PRIORITY)
CUSTOMER TO LINK 5 - 33



FORM E

TWO WIRE CONTROL, ENERGISE TO CLOSE
DE-ENERGISE TO OPEN
(CONFIGURE FOR CLOSE PRIORITY)
CUSTOMER TO LINK 5 - 35



FORM F

EMERGENCY SHUT-DOWN CIRCUIT.
THE ESD CIRCUIT CAN BE ADDED TO ANY OF THE CONTROL CIRCUITS SHOWN ABOVE.
AN ESD SIGNAL APPLIED TO THE ACTUATOR WILL OVERRIDE ANY EXISTING OPEN OR CLOSE CONTROL SIGNAL.
THE DEFAULT ESD CONFIGURATION IS "STAY PUT", DERIVED FROM A N/O CONTACT (SIGNAL APPLIED).
FOR OTHER CONFIGURABLE ESD SETTING OPTIONS, REFER TO PUBLICATION E170E (IQ) or E175E (IQT) INSTALLATION AND MAINTENANCE INSTRUCTIONS.

