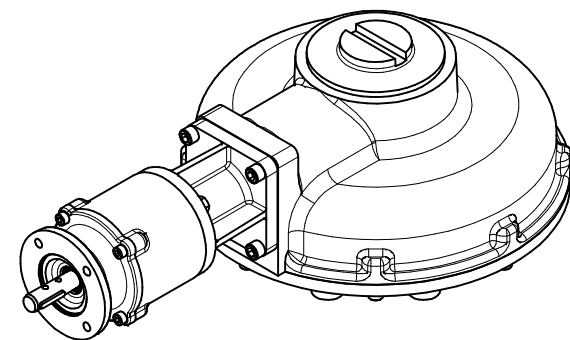
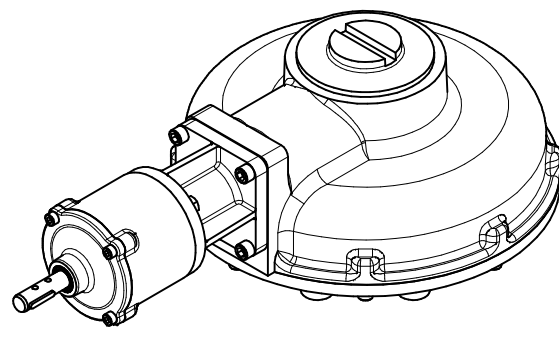


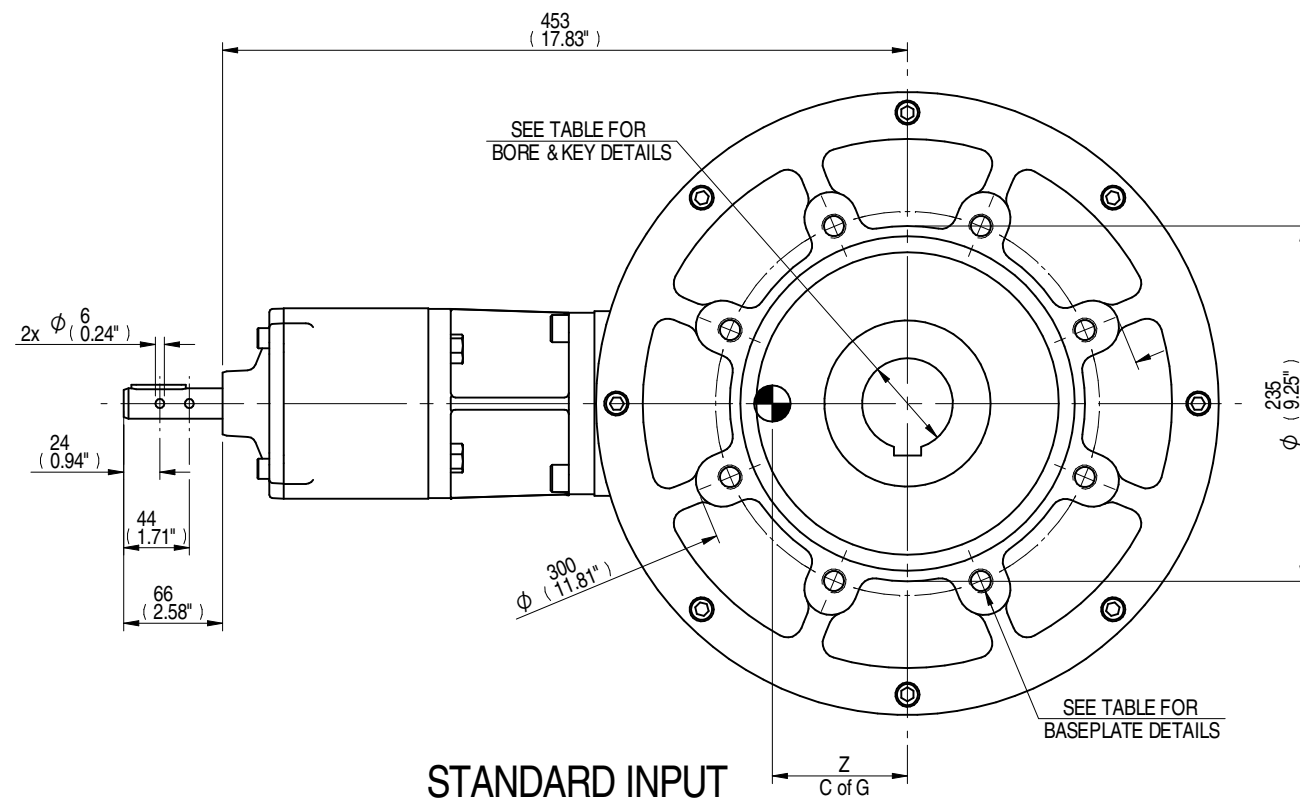
E-FLANGE INPUT



**E-FLANGE INPUT
ISOMETRIC VIEW
1:8**



**STANDARD INPUT
ISOMETRIC VIEW
1:8**



STANDARD INPUT

NOTE:
MPR IS NOT SUITABLE FOR MOTORISED APPLICATIONS.

COMMON INPUT DETAILS		E-FLANGE INPUT DETAILS			
SHAFT DIA.	KEY DETAILS	FLANGE O/DIA.	RECESS DIA.	RECESS DEPTH	HOLE DETAILS (45° OFF CENTRES)
Ø19.98-0.05	6x6x36	Ø126	Ø70.05+0.05	3	4 HOLES Ø10.5 ON Ø102.0 P.C.
(Ø0.787"-0.002")	(0.24"x0.24"x1.42")	(Ø4.96")	(Ø2.758"+0.002")	(0.12")	4 HOLES Ø0.41" ON Ø4.02" P.C.

STANDARD	MOUNTING HOLES - BOLT CIRCLE (OFF CENTRES)	
	SPIGOT DIAMETER	HOLE DETAILS (22.5° OFF CENTRES)
ISO F25	Ø199.95-0.05 (Ø7.872"-0.002")	8 HOLES M16X20 (0.79") DEEP ON Ø254.0 (Ø10.00") P.C.
FA25	Ø152.25-0.05 (Ø5.994"-0.002")	8 HOLES 5/8"UNCX20 (0.79") DEEP ON Ø254.4 (Ø10.00") P.C.

MAX BORE SQ KEY			MAX BORE RECTANGULAR KEY		MAX. STEM SCREW ACCEPTANCE DIA.
STD	BORE	KEY	BORE	KEY	
BS4235	-	-	76.0	22x14	86 (3.375")
BS46	2.750"	3/4" SQ	3.000"	3/4" x 1/2"	
ANSI B17.1	2.750"	5/8" SQ	3.000"	3/4" x 1/2"	

DESCRIPTION		TORQUE			C of G		
MPR	RATIO	OUTPUT	INPUT	MA	X	Y	Z
MPR6	36:1	3563 Nm	137 Nm	26	0	54	59

AS PART OF CONTINUOUS PRODUCT DEVELOPMENT, ALL DETAILS SUBJECT TO CHANGE WITHOUT PRIOR NOTICE. FOR UP TO DATE DETAILS PLEASE VISIT www.rotork.com

 LEEDS - UK www.rotork.com	This drawing is confidential and is the property of Rotork Gears and must not be reproduced either wholly or partly. All rights in respect of patents, designs and copyrights are reserved. © 2014		Document type PUBLICITY	Mass 94.07 kg	Title HOB10 GEARBOX MPR6 MANUAL INPUT REDUCER F25/FA25
	Dimensions in mm Scale 1:5		Created J. DICKINSON	28/04/2014	Drawing Number PUB-HOB10MPR6-F25
	Checked T. WITAMORE	14/05/2014	Approved	-	-

Rev	CN	Revised	Approved	Date	Change Description
A	-	-	-	28/04/2014	FIRST ISSUE

Rev.01