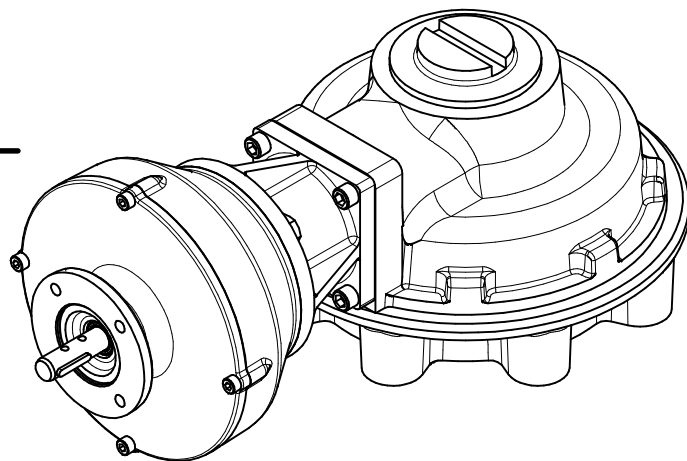
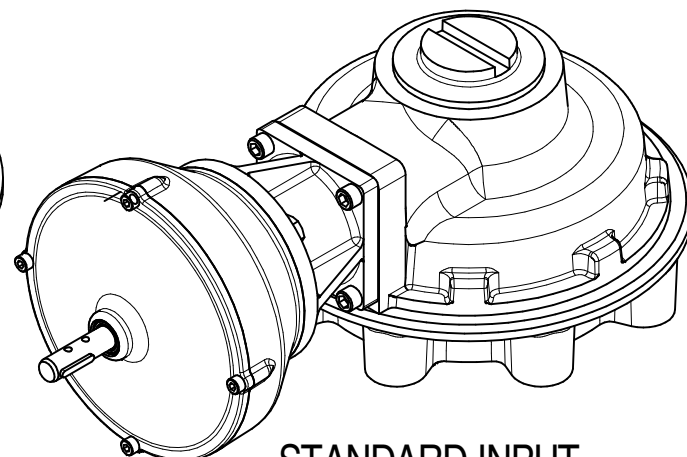


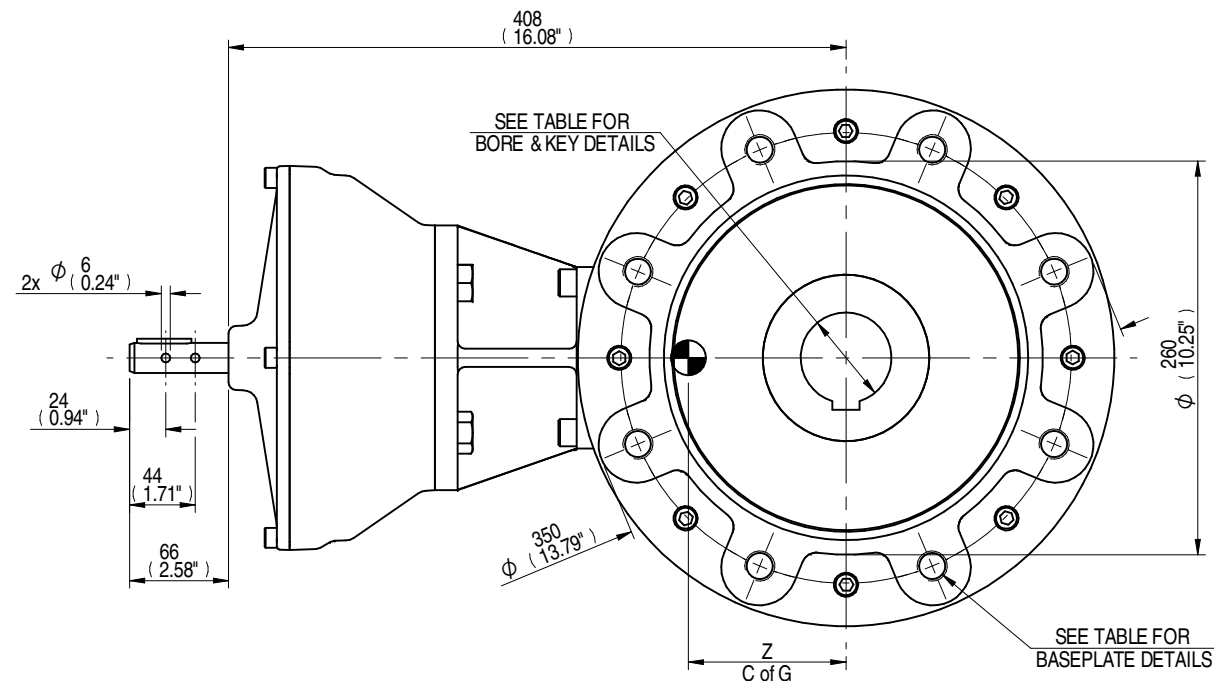
E-FLANGE INPUT



E-FLANGE INPUT
ISOMETRIC VIEW
1:6



STANDARD INPUT
ISOMETRIC VIEW
1:6



STANDARD INPUT

NOTE:
MPR IS NOT SUITABLE FOR MOTORISED APPLICATIONS.

COMMON INPUT DETAILS		E-FLANGE INPUT DETAILS			
SHAFT DIA.	KEY DETAILS	FLANGE O/DIA.	RECESS DIA.	RECESS DEPTH	HOLE DETAILS (45° OFF CENTRES)
Ø19.98-0.05	6x6x36	Ø126	Ø70.05+0.05	3	4 HOLES Ø10.5 ON Ø102.0 P.C.
(Ø0.787"-0.002")	(0.24"x0.24"x1.42")	(Ø4.96")	(Ø2.758"+0.002")	(0.12")	4 HOLES Ø0.41" ON Ø4.02" P.C.

MOUNTING HOLES - BOLT CIRCLE (OFF CENTRES)		
STANDARD	SPIGOT DIAMETER	HOLE DETAILS (22.5° OFF CENTRES)
ISO F30	Ø229.95-0.05 (Ø9.053"-0.002")	8 HOLES M20X25 (0.98") DEEP ON Ø298.0 (Ø11.73") P.C.
FA30	Ø177.70-0.05 (Ø6.996"-0.002")	8 HOLES 3/4"UNCX25 (0.98") DEEP ON Ø298.5 (Ø11.75") P.C.

MAX BORE SQ KEY			MAX BORE RECTANGULAR KEY		MAX. STEM SCREW ACCEPTANCE DIA.
STD	BORE	KEY	BORE	KEY	
BS4235	-	-	76.0	22x14	86 (3.375")
BS46	2.750"	3/4" SQ	3.000"	3/4" x 1/2"	
ANSI B17.1	2.750"	5/8" SQ	3.000"	3/4" x 1/2"	

DESCRIPTION		TORQUE			C of G		
MPR	RATIO	OUTPUT	INPUT	MA	X	Y	Z
MPR10	40.5:1	2550 Nm	87 Nm	29.3	0	44	98

AS PART OF CONTINUOUS PRODUCT DEVELOPMENT, ALL DETAILS SUBJECT TO CHANGE WITHOUT PRIOR NOTICE. FOR UP TO DATE DETAILS PLEASE VISIT www.rotork.com

 LEEDS - UK www.rotork.com	This drawing is confidential and is the property of Rotork Gears and must not be reproduced either wholly or partly. All rights in respect of patents, designs and copyrights are reserved. © 2014		Document type PUBLICITY	Mass 87.07 kg	Title HOB9 GEARBOX MPR10 MANUAL INPUT REDUCER F30/FA30 OUTPUT
	Dimensions in mm Scale 1:5		Created J. DICKINSON	25/04/2014	Drawing Number PUB-HOB9MPR10-F30
	Checked T. WITAMORE	14/05/2014	Approved	-	-

Rev	CN	Revised	Approved	Date	Change Description
A	-	-	-	25/04/2014	FIRST ISSUE