

THE INFRA RED SETTING TOOL ENABLES ALL CONFIGURABLE ACTUATOR SETTINGS TO BE MADE.

BEFORE PUTTING THE ACTUATOR INTO SERVICE, IT MUST BE INSTALLED AND COMMISSIONED IN ACCORDANCE WITH PUBLICATION E170E :IQ INSTALLATION AND MAINTENANCE INSTRUCTIONS.

UNLESS SPECIFIED WITH ORDER, THE ACTUATOR IS DESPATCHED WITH DEFAULT SETTINGS AS LISTED IN PUBLICATION E170E.

FOR IQ CONTROL AND MONITORING FACILITIES, REFER TO PUBLICATION E420E.

NOTE:

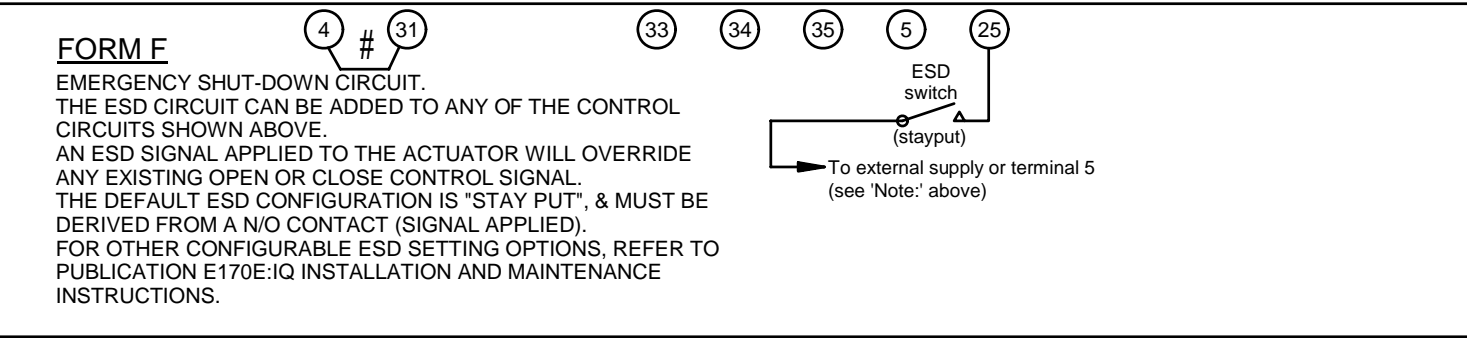
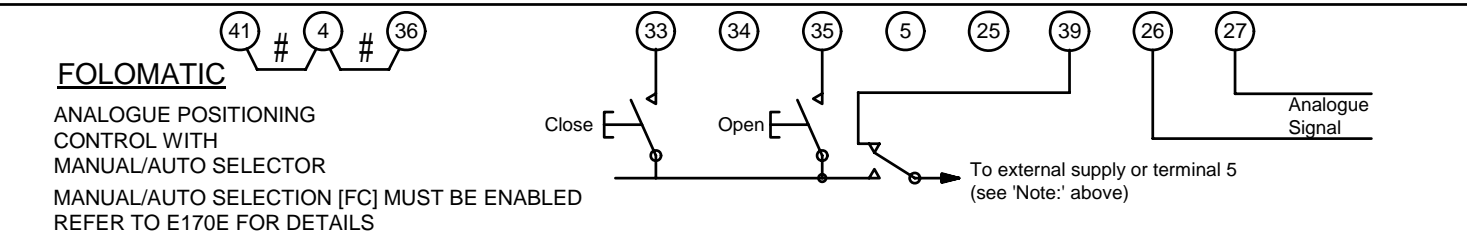
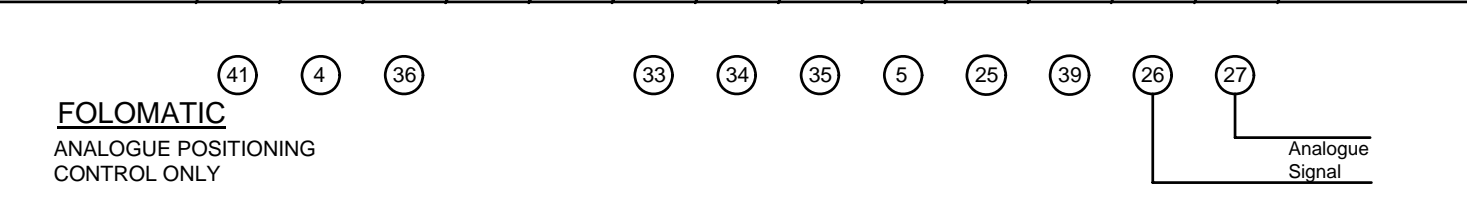
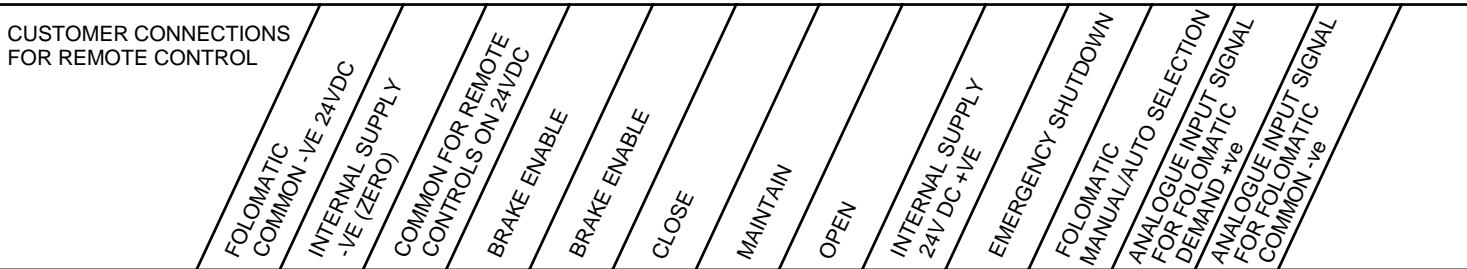
ACTUATOR REMOTE CONTROL SIGNALS MAY BE INTERNALLY OR EXTERNALLY SUPPLIED.

INTERNALLY SUPPLIED:

FIT LINK '#' AS SHOWN AND CONNECT REMOTE CONTROL CONTACTS TO INTERNAL SUPPLY ON TERMINAL 5.

EXTERNALLY SUPPLIED:

CONNECT CONTROL CONTACTS TO EXTERNAL SUPPLY +VE. CONNECT SUPPLY -VE AS FOLLOWS:- TO TERMINAL 41, 31 & 36 FOR A 24VDC SUPPLY.



CONNECTIONS

BRAKE ENABLE

