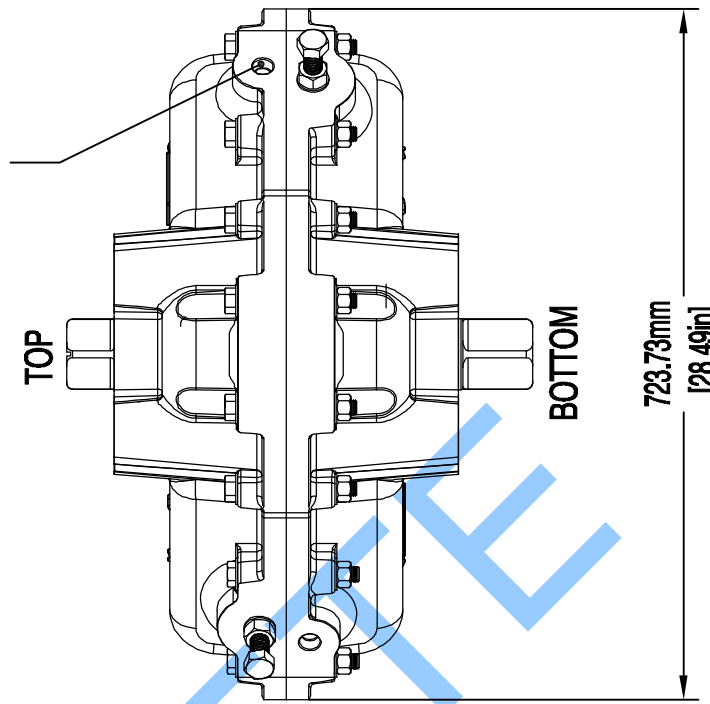


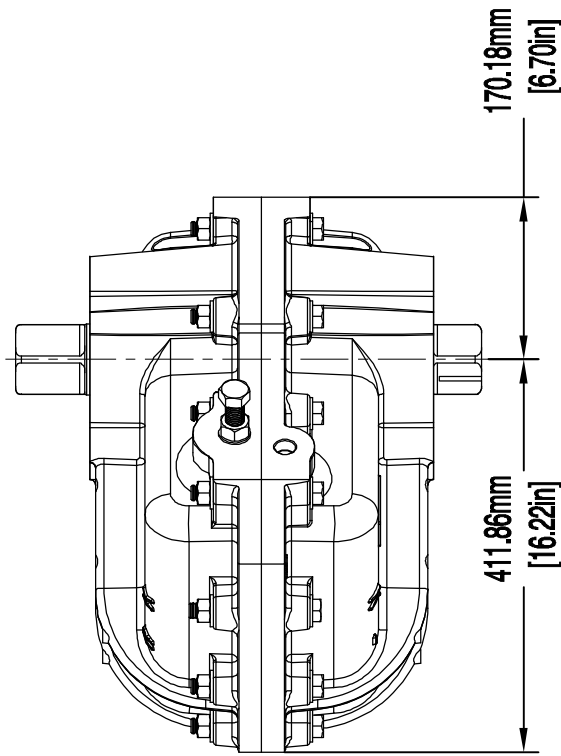
AIR PORTS
1/2" NPT
(STAGGERED)

TRAVEL
ADJUSTMENT
+/- 5° EACH
DIRECTION
SEE NOTE: 5



723.73mm
[28.49in]

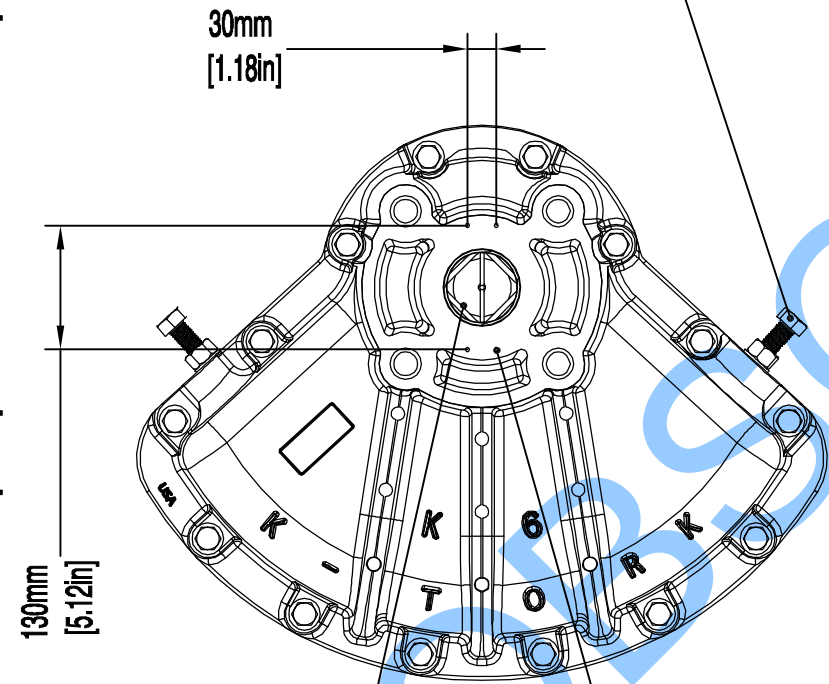
- NOTES:
- 1) MAX ALLOWABLE OPERATING PRESSURE (MAOP) = 10 BAR (150 PSIG)
 - 2) WARNING - SEE K-TORK INSTALLATION, OPERATION & MAINTENANCE MANUAL BEFORE MOUNTING, INSTALLING OR SERVICING.
 - 3) ACTUATOR SHOWN IN FULL CW POSITION, SCRIBE ON SHAFT SHOWS VANE LOCATION.
 - 4) WEIGHT 100 kg (221 LB.)
 - 5) RESTRICTED TRAVEL VERSIONS OPTIONAL.



SIDE VIEW

170.18mm
[6.70in]

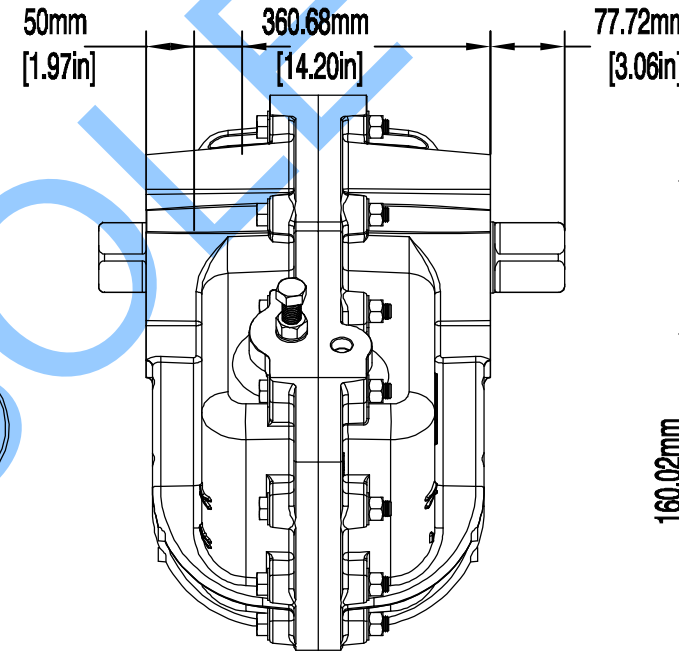
411.86mm
[16.22in]



SEE NOTE: 3

TOP

NAMUR
VDI/VDE 3845
M5 x .8

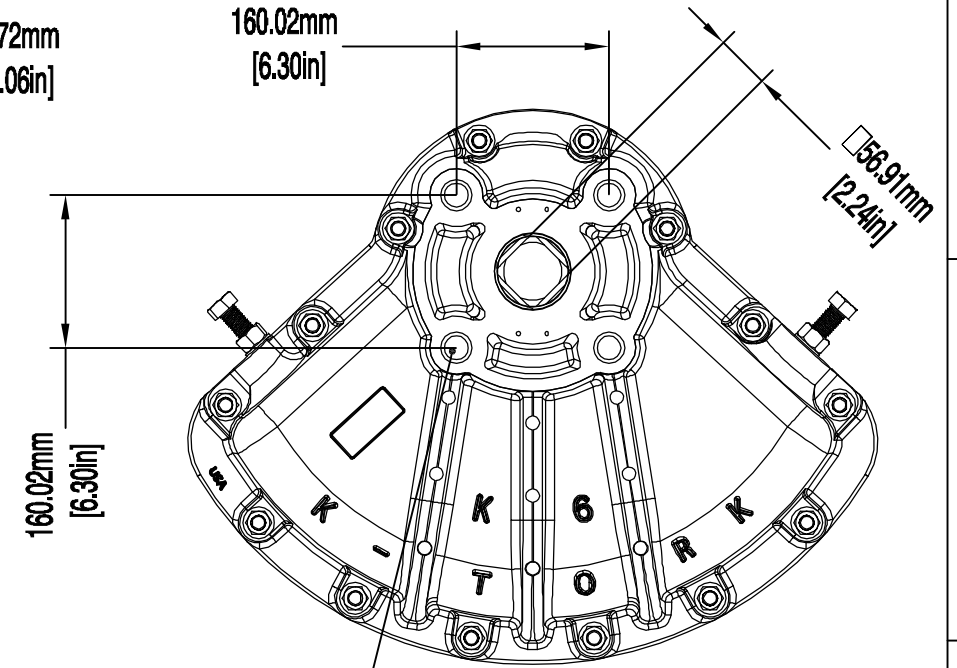


SIDE VIEW

50mm
[1.97in]

360.68mm
[14.20in]

77.72mm
[3.06in]



BOTTOM
MOUNTING VIEW

160.02mm
[6.30in]

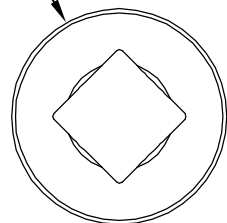
156.91mm
[6.18in]

160.02mm
[6.30in]

(4 PLACES)
1-1/8-7 UNC-2B
TAPPED 50.8 (2.0in) DEEP,
226.3mm (8.91in) BOLT CIRCLE STRADDLE Q

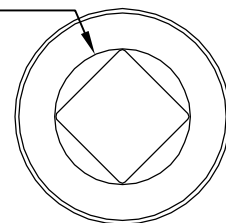
OPTIONAL COUPLING,
MILD STEEL

Ø127.00mm
[Ø5.00in]



130.30mm
[5.13in]

Ø79.91mm
[Ø3.15in]



BROACHED TO FIT BOTTOM DRIVE SHAFT



Texas - USA
www.rotork.com

This drawing is confidential and is the property of Rotork Dallas Inc. and must not be reproduced either wholly or partly. All rights in respect of patents, designs and copyrights are reserved. © 2015

Document type	DETAIL DRAWING		Title	
	Dimensions in mm		K-6 DOUBLE-ACTING MODEL	
	Scale 1:1		IMPERIAL AIR PORTS &	
			MOUNTING HOLES	
Created	S.DINESH	03-FEB-2015	Drawing Number	
Checked	S.SUDHIR	03-FEB-2015	D000000207	
Approved	K.PRICE	03-FEB-2015	Sheet 1 of 1	Size A3
			Rev	0