

Document Title: **BBC IQ/IQT REMOTE INPUTS + FOLOMATIC (24VDC)**

THE INFRA RED SETTING TOOL ENABLES ALL CONFIGURABLE ACTUATOR SETTINGS TO BE MADE.

BEFORE PUTTING THE ACTUATOR INTO SERVICE, IT MUST BE INSTALLED AND COMMISSIONED IN ACCORDANCE WITH PUBLICATION E170E (IQ) or E175E (IQT) INSTALLATION AND MAINTENANCE INSTRUCTIONS.
UNLESS SPECIFIED WITH ORDER, THE ACTUATOR IS DESPATCHED WITH DEFAULT SETTINGS AS LISTED IN PUBLICATION E170E (IQ) or E175E (IQT).

FOR IQ/IQT CONTROL AND MONITORING FACILITIES, REFER TO PUBLICATION E120E.

REMOTE CONTROL CIRCUITS

REMOTE CONTROLS MAY BE FED FROM AN EXTERNAL SUPPLY LIVE/+VE UP TO 40V AC OR DC. WHEN THE ZERO/-VE OF THE SUPPLY SHOULD BE CONNECTED AS FOLLOWS:-
TO TERMINAL 36 FOR OPEN OPERATION.
TO TERMINAL 40 FOR CLOSE OPERATION.
TO TERMINAL 31 FOR ESD OPERATION.
TO TERMINAL 32 FOR STOP/MAINTAIN & INTERLOCKS.

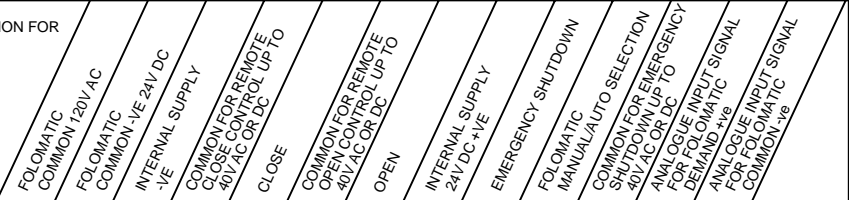
INTERNAL SUPPLY FOLOMATIC:

FIT LINK '#' AS SHOWN AND CONNECT FOLOMATIC MANUAL/AUTO CONTACT TO INTERNAL SUPPLY ON TERMINAL 5.

EXTERNAL SUPPLY FOLOMATIC:

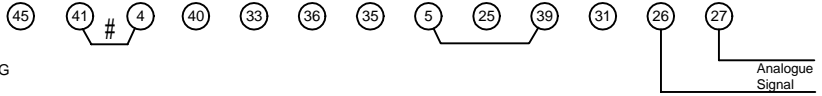
CONNECT FOLOMATIC MANUAL/AUTO CONTACT TO EXTERNAL SUPPLY LIVE/+VE.
CONNECT SUPPLY ZERO/-VE AS FOLLOWS:-
TO TERMINAL 41 FOR SUPPLIES UP TO 60VAC or DC
TO TERMINAL 45 FOR SUPPLIES UP TO 120VAC

CUSTOMER CONNECTION FOR REMOTE CONTROL



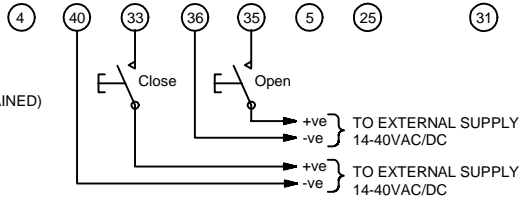
FOLOMATIC

ANALOGUE POSITIONING CONTROL



FORM A

OPEN/CLOSE PUSH TO RUN CONTROL (LOCAL CONTROL REMAINS SELF MAINTAINED)



FORM F

EMERGENCY SHUT-DOWN CIRCUIT.
THE ESD CIRCUIT CAN BE ADDED TO THE CONTROL CIRCUIT SHOWN ABOVE.
AN ESD SIGNAL APPLIED TO THE ACTUATOR WILL OVERRIDE ANY EXISTING OPEN OR CLOSE CONTROL SIGNAL.
THE DEFAULT ESD CONFIGURATION IS "STAY PUT", DERIVED FROM A N/O CONTACT (SIGNAL APPLIED).
FOR OTHER CONFIGURABLE ESD SETTING OPTIONS, REFER TO PUBLICATION E170E (IQ) or E175E (IQT) INSTALLATION AND MAINTENANCE INSTRUCTIONS.

