

# Document Title: STANDARD IQ REMOTE CONTROL CIRCUITRY (120VAC)

THE BLUETOOTH® SETTING TOOL ENABLES ALL CONFIGURABLE ACTUATOR SETTINGS TO BE MADE.

BEFORE PUTTING THE ACTUATOR INTO SERVICE, IT MUST BE INSTALLED AND COMMISSIONED IN ACCORDANCE WITH PUBLICATION PUB002-039 INSTALLATION AND MAINTENANCE INSTRUCTIONS.  
UNLESS SPECIFIED WITH ORDER, THE ACTUATOR IS DESPATCHED WITH DEFAULT SETTINGS AS LISTED IN PUBLICATION PUB002-040.

FOR IQ CONTROL AND MONITORING FACILITIES, REFER TO PUBLICATION PUB002-041.

**NOTE:**

ACTUATOR REMOTE CONTROL SIGNALS MAY BE INTERNALLY OR EXTERNALLY SUPPLIED.  
FAST SWITCHING CONTROL SIGNALS FOR MODULATING ACTUATORS MUST BE **DC** THESE ACTUATORS WILL NOT RESPOND TO AC SIGNALS.

**INTERNALLY SUPPLIED:**

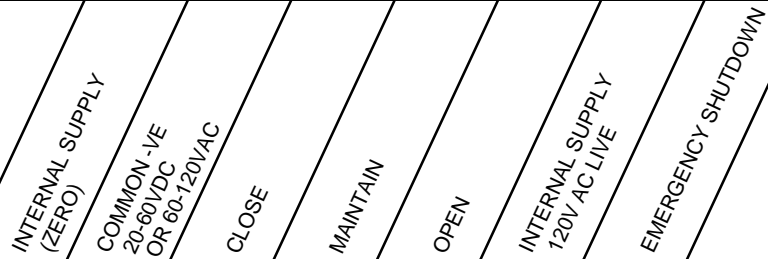
# FIT LINK '#' AS SHOWN AND CONNECT REMOTE CONTROL CONTACTS TO INTERNAL SUPPLY ON TERMINAL 5.

**EXTERNALLY SUPPLIED:**

CONNECT CONTROL CONTACTS TO EXTERNAL SUPPLY LIVE/+VE.  
CONNECT SUPPLY ZERO/-VE AS FOLLOWS:-  
TO TERMINAL 36 & 31 FOR SUPPLIES 20-60VDC OR 60-120VAC

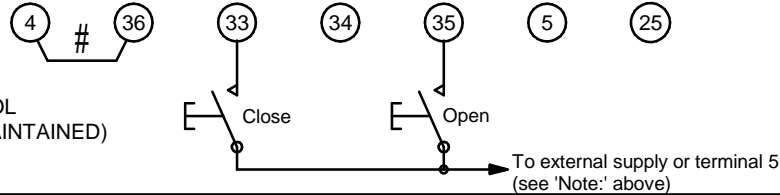
FOR CONTROL FORMS D & E, LINK '#' MUST BE FITTED.  
CONNECT ZERO/-VE AS INDICATED ABOVE.

CUSTOMER CONNECTION FOR REMOTE CONTROL



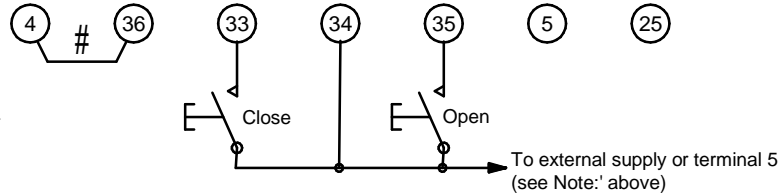
**FORM A**

OPEN/CLOSE PUSH TO RUN CONTROL  
(LOCAL CONTROL REMAINS SELF MAINTAINED)



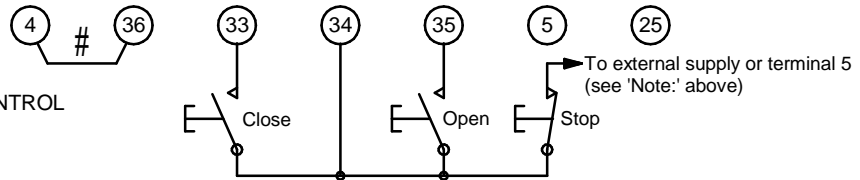
**FORM B**

OPEN/CLOSE MAINTAINED CONTROL  
WITH MID TRAVEL REVERSAL



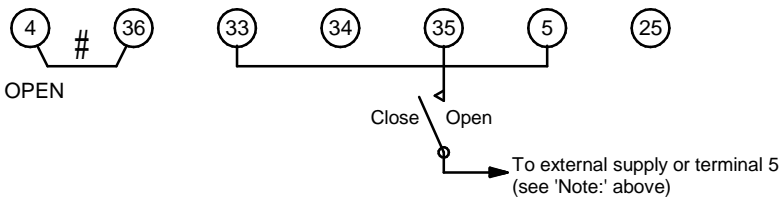
**FORM C**

OPEN/STOP/CLOSE MAINTAINED CONTROL



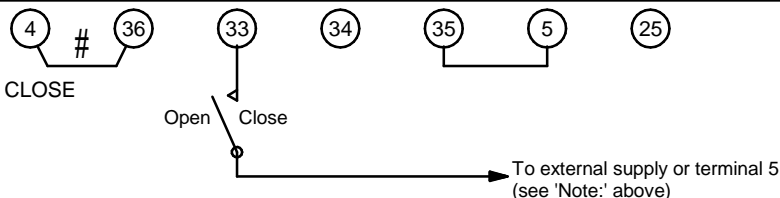
**FORM D**

TWO WIRE CONTROL, ENERGISE TO OPEN  
DE-ENERGISE TO CLOSE.  
(CONFIGURE FOR OPEN PRIORITY)  
CUSTOMER TO LINK 5 - 33



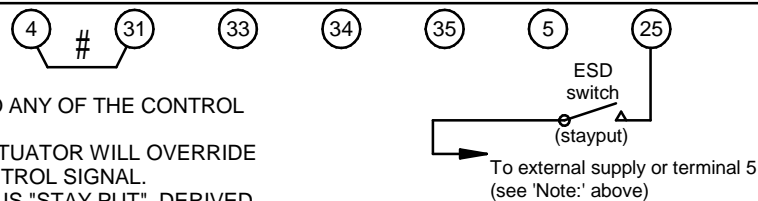
**FORM E**

TWO WIRE CONTROL, ENERGISE TO CLOSE  
DE-ENERGISE TO OPEN  
(CONFIGURE FOR CLOSE PRIORITY)  
CUSTOMER TO LINK 5 - 35



**FORM F**

EMERGENCY SHUT-DOWN CIRCUIT.  
THE ESD CIRCUIT CAN BE ADDED TO ANY OF THE CONTROL CIRCUITS SHOWN ABOVE.  
AN ESD SIGNAL APPLIED TO THE ACTUATOR WILL OVERRIDE ANY EXISTING OPEN OR CLOSE CONTROL SIGNAL.  
THE DEFAULT ESD CONFIGURATION IS "STAY PUT", DERIVED FROM A N/O CONTACT (SIGNAL APPLIED).  
FOR OTHER CONFIGURABLE ESD SETTING OPTIONS, REFER TO PUBLICATION PUB002-040 INSTALLATION AND MAINTENANCE INSTRUCTIONS.



THE BLUETOOTH® WORD MARK AND LOGOS ARE REGISTERED TRADEMARKS OWNED BY SIG, INC AND ANY USE OF SUCH MARKS BY ROTORK IS UNDER LICENCE.